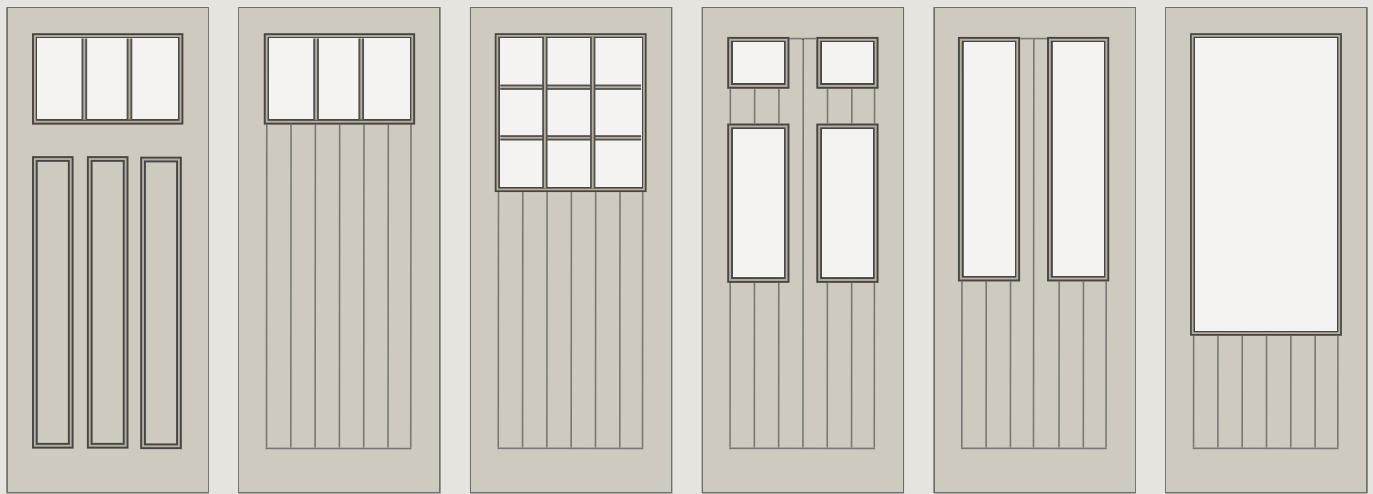




THE
County
COLLECTION

Introducing The County Collection



The Norfolk

The Suffolk

The Cheshire

The Cumbria

The Lincoln

The Stafford

Composite doors offer the look and feel of a timber door without any of the inherent problems, and unlike a timber door, they are incredibly low maintenance requiring just an occasional wipe over with a damp soapy cloth.

The **XtremeDoor** brand was developed over ten years ago with the highest levels of security and thermal performance in mind, so homeowners stay safe and keep rising energy bills under control.

We are now pleased to bring to you this new exclusive range - The County Collection. Whilst still offering all the same security and energy efficient features, this range encapsulates the countryside beauty of our picturesque shires.

With its simple glazing styles, this range has a real authentic heritage feel to it for those wanting to bring a little bit of British countryside to their home.

Key Features

4mm GRP Skin

(Industry standard are 2mm or less)

- Doc Q compliant
- High Impact Resistant
- Low maintenance & UV stable

5 Hook Lock

(Standard is 2 hook)

- Increased security
- Anti-snap/pick/drill/bump cylinders
- 3 Star security package

Triple-Seal Frame

(Standard are dual seal)

- 2 brush - 1 bubble
- Tighter seal (can withstand hurricane force winds)
- Weatherproof (eliminating drafts)
- Low U-Values (Keeps In heat)

25 Year Hardware Guarantee*

(Standard is 12 months)

- 25 year surface guarantee
- Corrosion proof
- Salt spray tested



— <https://ilhld.co.uk/ingenious-3000-money-back-guarantee/> —


THE
Norfolk
 DOOR

Inspired by the ceremonial county itself, the Norfolk offers a sense of grandeur with its clean cut lines and three vertical panels, It is a timeless look that will bring a real authentic feel to your property.

Feature Image: Norfolk door in Blue Green colour with Minster glass and Antique Black hardware



Glazing Options



Minster



Contora



Stippolyte



Satin

If a spy hole is chosen, it will be sent 'supply only' for you to drill and install. This could void your guarantee.

THE
Suffolk
DOOR

A classic farmhouse style that truly encapsulates the countryside beauty of the Suffolk county, this door design has a simple un-fussy look both calming and quaint.


Feature Image: Suffolk door in Chartwell Green colour with Minster glass and Antique Black hardware



Glazing Options



Minster



Contora



Stippolyte



Satin



If a spy hole is chosen, it will be sent 'supply only' for you to drill and install. This could void your guarantee.

THE
Cheshire
DOOR

With the county's picturesque countryside views in mind, the Cheshire door has real heritage look for that ultimate cottage feel.

Feature Image: Cheshire door in Agate colour with Minster glass and Antique Black hardware



Glazing Options



If a spy hole is chosen, it will be sent 'supply only' for you to drill and install. This could void your guarantee.

THE
Cumbria
 DOOR

Taking inspiration from all corners of the county, the Cumbria comprises traditional farmhouse grooving with a nod to the countryside of the Scottish borders while the 4 panes of glass allow personality to be added.



Door Colour: Pebble Grey
 Door Glass: Diamond Classic



Door Colour: Light Pink
 Door Glass: Etch Border



Door Colour: Chartwell Green
 Door Glass: Murano Green



Door Colour: Duck Egg Blue
 Door Glass: Silvaner

THE
Lincoln
 DOOR

The epitome of modern heritage, the Lincoln takes inspiration from the historic city itself, combining a timeless design with two long panes of glass giving this popular design a farmhouse twist.



Door Colour: Blue Green
 Door Glass: Fleur



Door Colour: Cream White
 Door Glass: Diamond Classic



Door Colour: Slate
 Door Glass: Etch Splendour



Door Colour: Agate
 Door Glass: Etch Border

THE
Stafford
 DOOR

Showcasing all the personality of the market town itself, the Stafford puts glass at the forefront with a large pane of glass. Finished to perfection with traditional farmhouse grooves, this door aims to make a statement.




Door Colour: Anthracite
 Door Glass: Reflections



Door Colour: Royal Magenta
 Door Glass: Simplicity Zinc



Door Colour: Moondust
 Door Glass: Satin



Door Colour: Reed Green
 Door Glass: Murano Green

DOOR
Colour
 OPTIONS

Doors are supplied with white internal colour as standard, however coloured both sides is available on request.

Coloured frames are also available in Anthracite, Black Ash and Slate on White.

RAL numbers are for reference only. Different materials will give different shade variations when painted with the same RAL.

Foiled frames and door slabs may appear slightly different due to the nature of the materials and light reflecting from them.

 White	 Red	 Green	 Blue	 Black
 Cream White RAL 9001	 Cream RAL 1015	 Signal Yellow RAL 1003	 Royal Magenta RAL 4004	 Light Pink RAL 3015
 Duck Egg Blue	 French Blue RAL 5015	 Blue Green RAL 5001	 Reed Green RAL 6013	 Chartwell Green
 Pebble Grey RAL 7032	 Agate RAL 7038	 Moondust RAL 7001		
 Slate RAL 7015	 Anthracite RAL 7016	 Black Ash RAL 8022		

Can't see the colour you really want?

No problem! All doors and frames can be sprayed in any Classic RAL* of your choice.

DOOR

Hardware

OPTIONS

Add the finishing touches to your XtremeDoor with our wide range of door furniture including: letterplates and spyholes, as well as decorative urns/slimline urns. There's also a selection of finishes to choose from to enhance the colour and style of your XtremeDoor.

Urns



Black Chrome Gold Satin Silver

Slim Urns



Premium Letterplates



Black Chrome Gold Satin Silver

Door Pulls



Chrome
Gold
Satin Silver

Spyholes




Traditional Range



Antique Black

Hinges



White Black Chrome Gold

The 'shiplap' effect on door styles Cumbria, Lincoln and Stafford does not allow for a spyhole to be fitted centrally due to possible water ingress. If a spyhole is chosen, it will be sent 'supply only' for you to drill and install. This could void your guarantee.